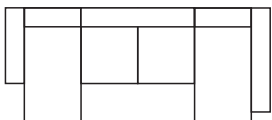


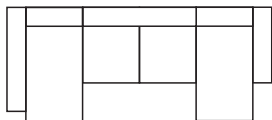
MALIBU-ELEMENTY SYSTEMU+PRZYKŁADOWE KONFIGURACJE



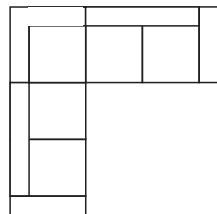
L-2R-BL



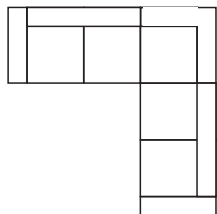
BL-2R-L



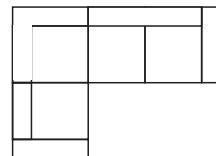
2R-A-2



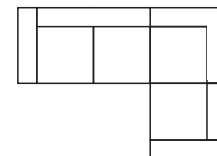
2-A-2R



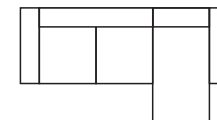
1-A-2R



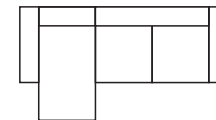
2R-A-1



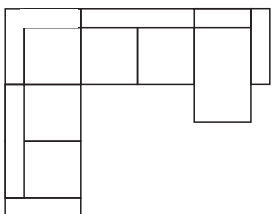
2R-L



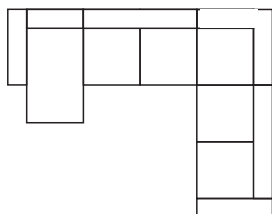
L-2R



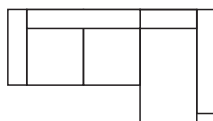
2-A-2R-L



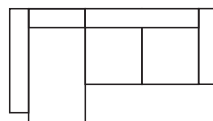
L-2R-A-2



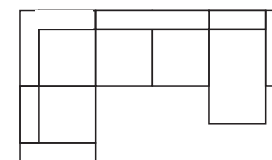
2R-BL



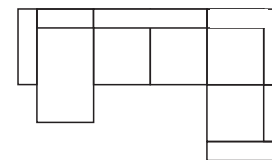
BL-2R



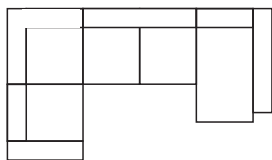
1-A-2R-L



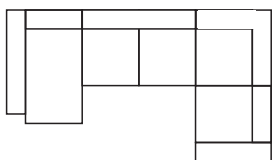
L-2R-A-1



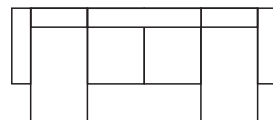
1-A-2R-L



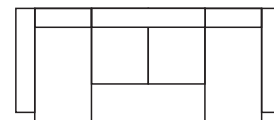
L-2R-A-1



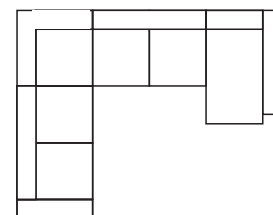
L-2R-L



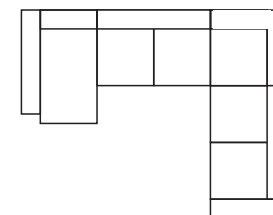
BL-2R-BL



2-A-2R-BL



BL-2R-A-2



BL (LEWY) BL (PRAWY)

L (LEWY) L (PRAWY)

2R-BB

2 POJ-BB

2 PL-BB

T-80-BB

A (RÓG)

BOK

ZAGŁÓWEK

